

EMT heat pump

Datasheet


EMT-4230-1-4-FT (R1234ze)

EMT-4230-1-7-FT (R515B)

This Energy Machines™ model contains four oil-free centrifugal turbocompressors and one refrigerant circuit. The compressors are classified as non-positive displacement compressors.

This model is equipped with a flash tank, increasing its energy efficiency. The machine's evaporator and condenser are shell-and-tube heat exchangers. The evaporator operates with a flooded evaporation technique.

These components work together to create a powerful and efficient machine.



Performance

Winter (Heating mode)		Summer (Cooling mode)	
Heating power	1060 kW	Heating power	1163 kW
Cooling power	816 kW	Cooling power	932 kW
COP	4.33	COP	4.04

COP = Coefficient of performance

Design parameters

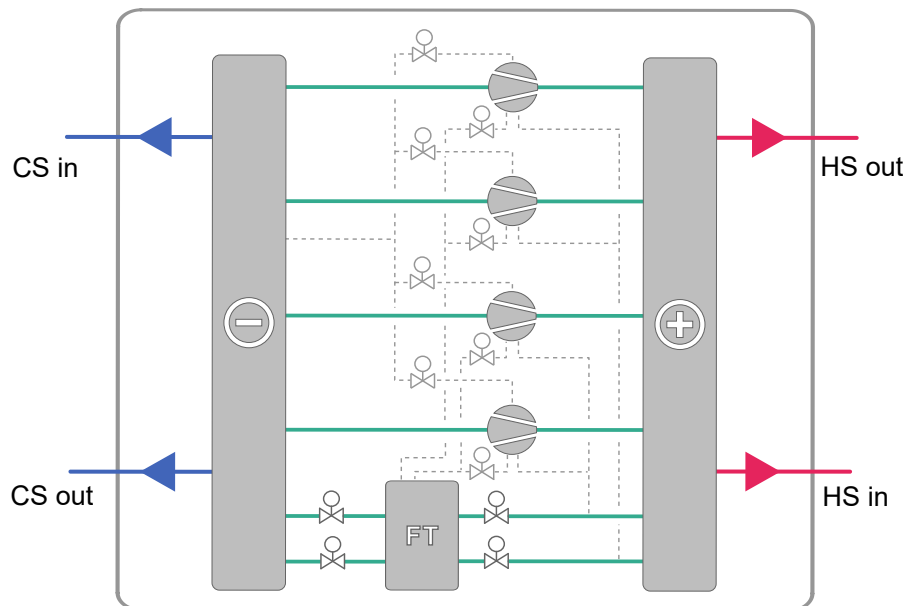
Winter (Heating mode)		Summer (Cooling mode)	
Heated fluid (in/out)	47°C / 53°C	Heated fluid (in/out)	37°C / 43°C
Chilled fluid (in/out)	12°C / 7°C	Chilled fluid (in/out)	12°C / 7°C

Chilled fluid= water, Heated fluid= water.

Pressure drop at rated flow

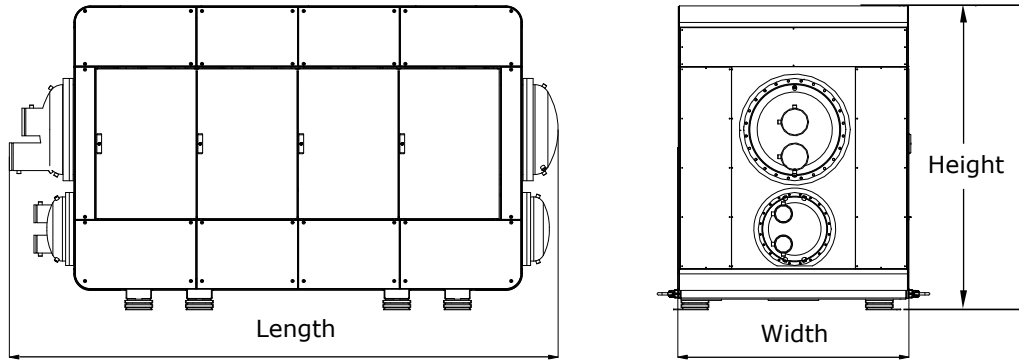
Winter (Heating mode)		Summer (Cooling mode)	
Heated fluid	33.1 kPa / 42.2 l/s	Heated fluid	40.5 kPa / 46.31 l/s
Chilled fluid	27.2 kPa / 38.99 l/s	Chilled fluid	35.5 kPa / 44.53 l/s

Flow diagram



Specifications

Refrigerant			Dimensions	
Type	R1234ze	R515B	Length / Width / Height	N/Amm / N/Amm / N/Amm
GWP value	1.37	288	Weight (dry/comm.)	~ N/A kg / N/A kg
Charge	N/A kg			



Electricity	
Rated power supply	400 VAC / 50 Hz / 3 phase
Rated power input	264 kW
Rated current	424 A
Fuse	500 A

Energy Machines has a policy of continuous product and data improvement and reserves the right to change design and specifications without notice. While Energy Machines strives for accuracy, we do not guarantee the completeness or correctness of the information

